



DEPARTMENT OF
HOMELESSNESS AND
SUPPORTIVE HOUSING

Monthly Report to the Local Homeless Coordinating Board

September, 2018



Exits From Homelessness

FY 2019 (Data through July 31, 2018)

193

Total clients exited from homelessness

FY 2019 Problem Solving and Housing Goal (1,998)



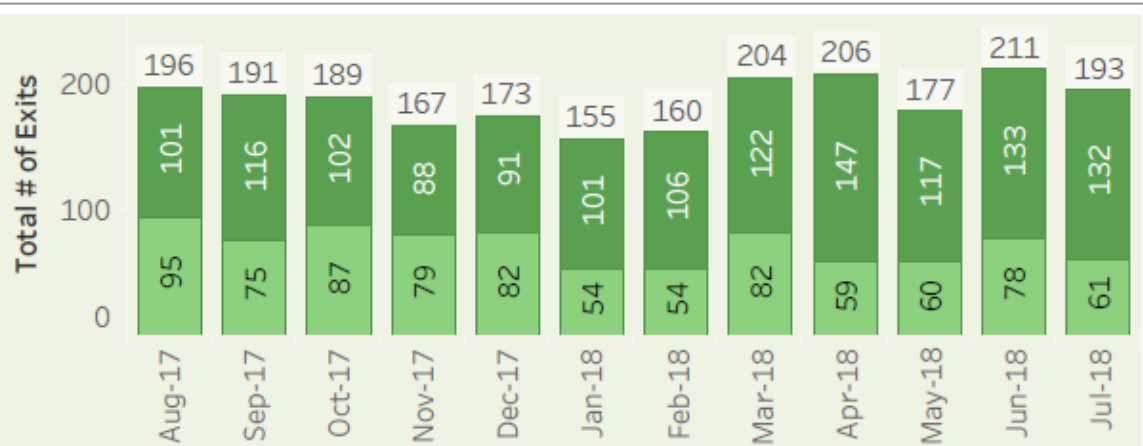
61

clients served through
Problem Solving methods

132

of Housing
placements

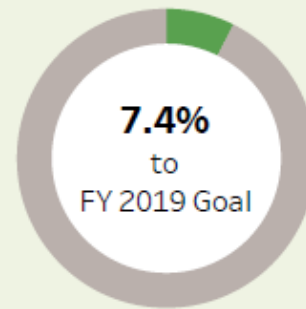
Monthly Exits (past 12 months)



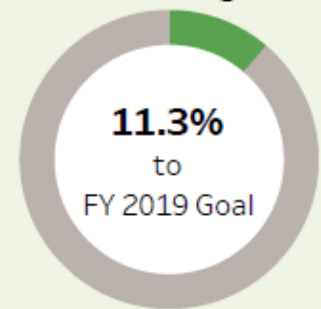
Cumulative to Date - Actual vs. Goal

Actual Exits
Left to Goal

Problem-Solving

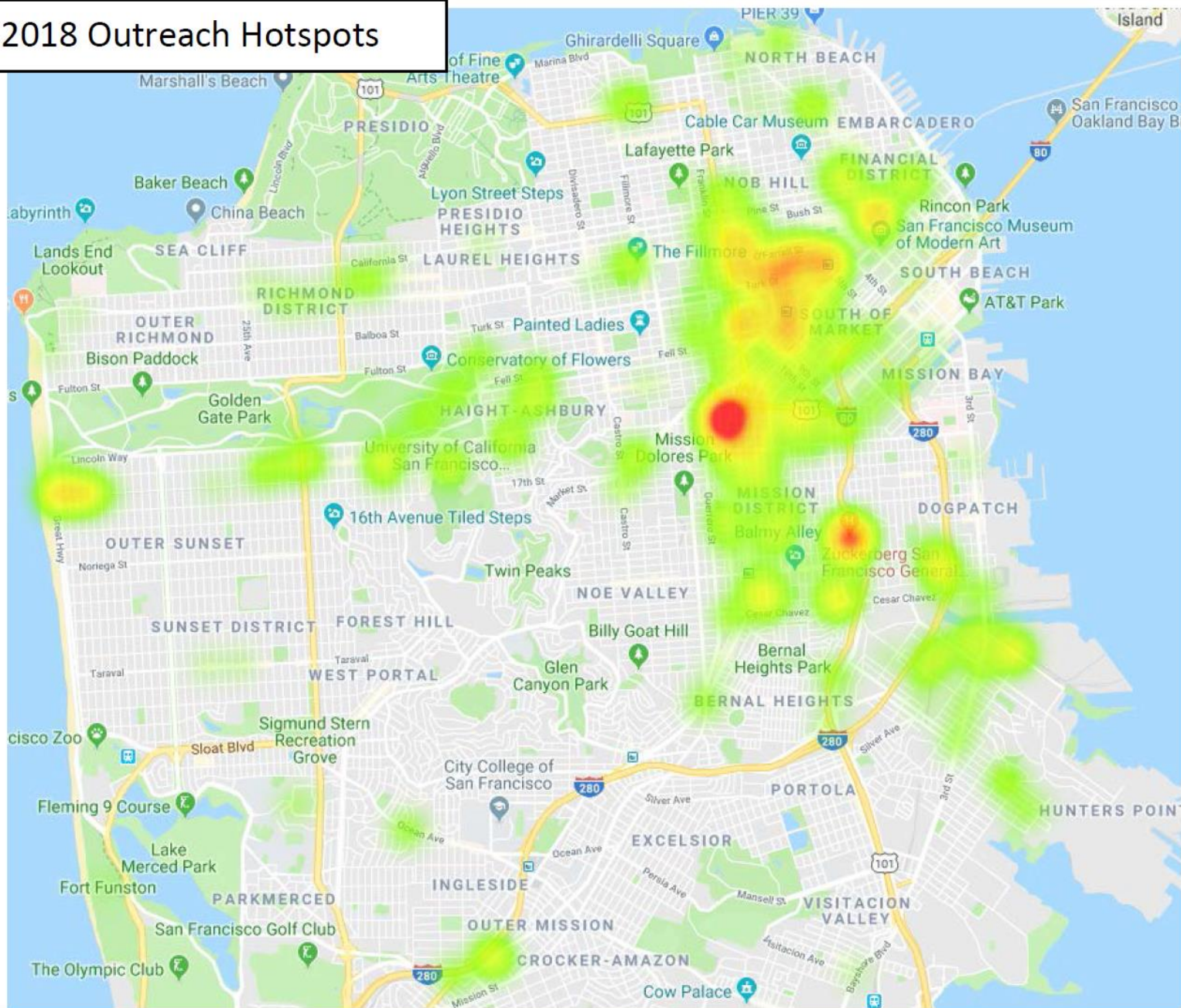


Housing



FY 2019 Goal period (July 1st, 2018 - June 30th, 2019)

July 2018 Outreach Hotspots



San Francisco Homeless Outreach Team June Data:

- Street Outreach attempts-726
- Successful Outreach Engagements-614
- Refused Services-112
- Referrals-1038
- 283-Linkages with services

Encampment Resolution

- Total encampment residents engaged-1379
- Total accepting placements-889
- Percentage placed-64.6%

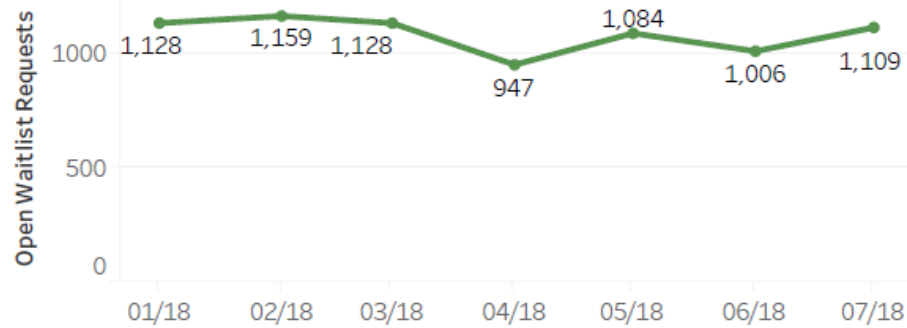


Temporary Housing: Adult Shelters

Reporting Period: Data through July 31, 2018

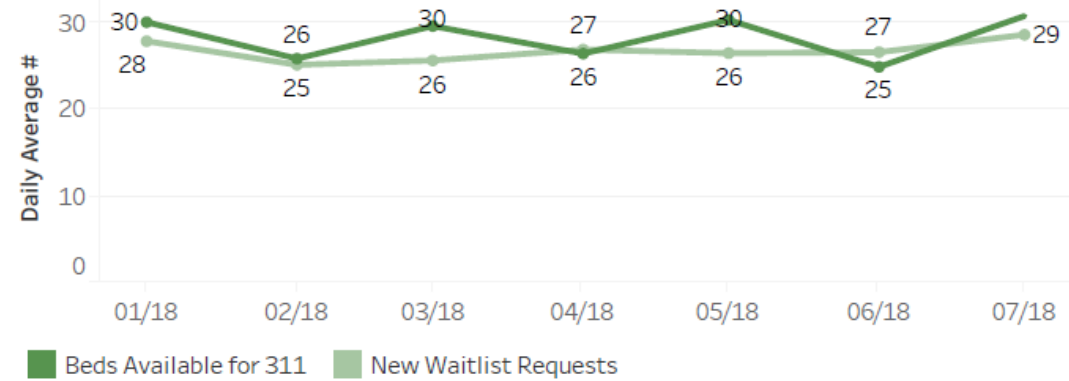
Open 311 Shelter Waitlist Requests

*Open waitlist requests below are a point in time count captured once at the beginning of each month

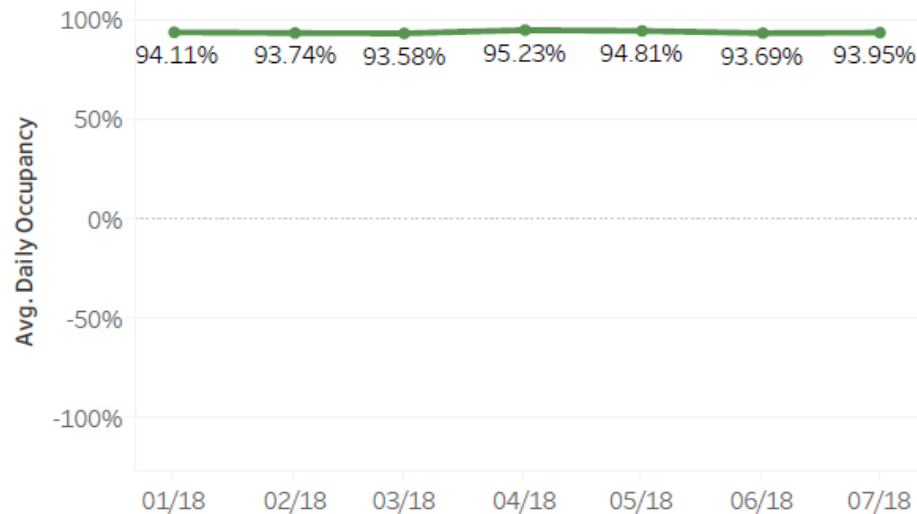


311 Available Beds vs. New Waitlist Requests

*Available beds are measured at a single point in time once a day, and may slightly undercount the total number of beds made available over the course of the day

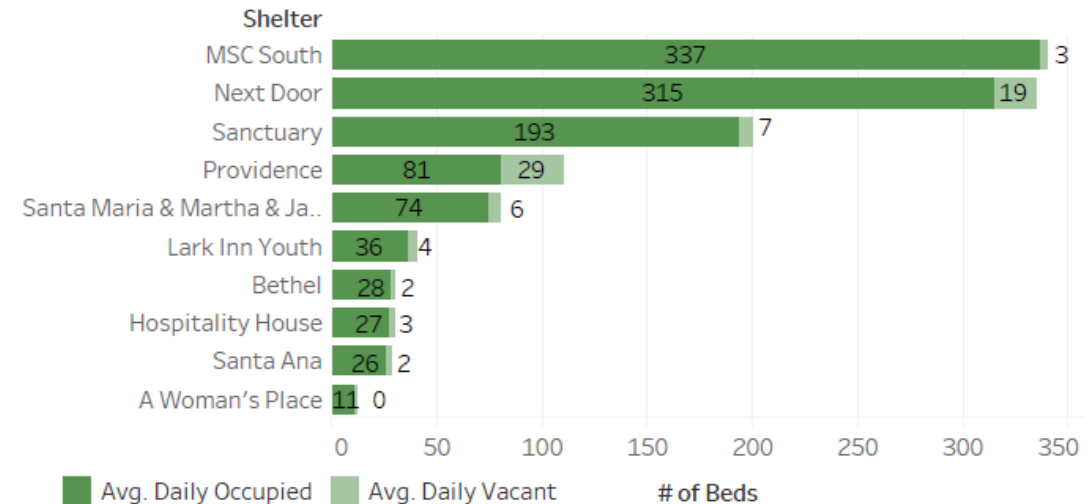


Occupancy Rate for All Shelters



Bed Utilization by Shelter (July 2018)

July 2018





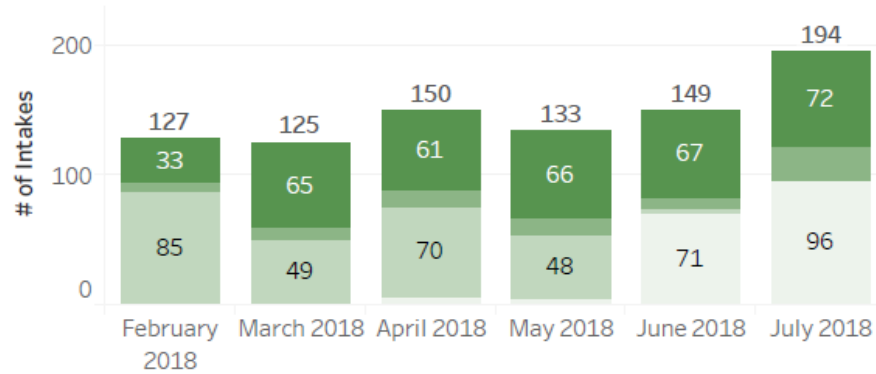
Temporary Housing: Navigation Centers

Reporting Period: 7/1/2018 to 7/31/2018

Client Intakes

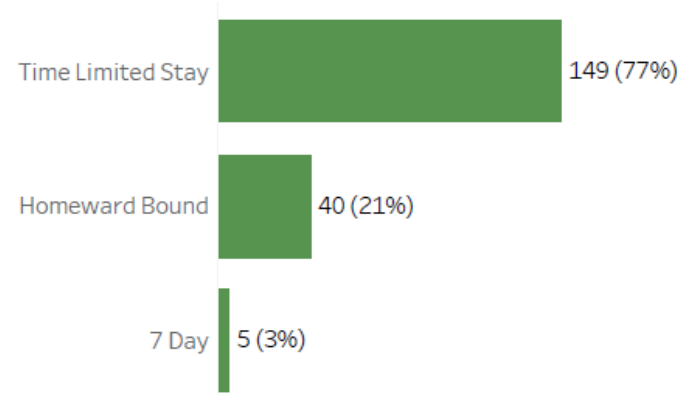
Monthly Intakes

Intakes by Navigation Center for the previous six months for the reporting period ending 7/31/2018.



Intakes by Type

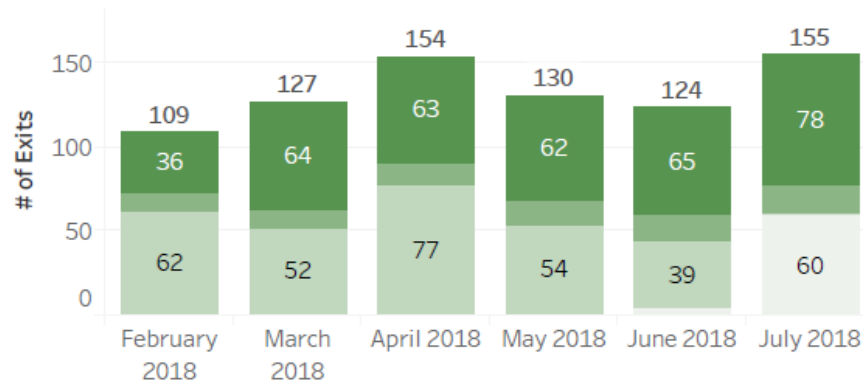
Intakes occurring within the reporting period of 7/1/2018 to 7/31/2018



Client Exits

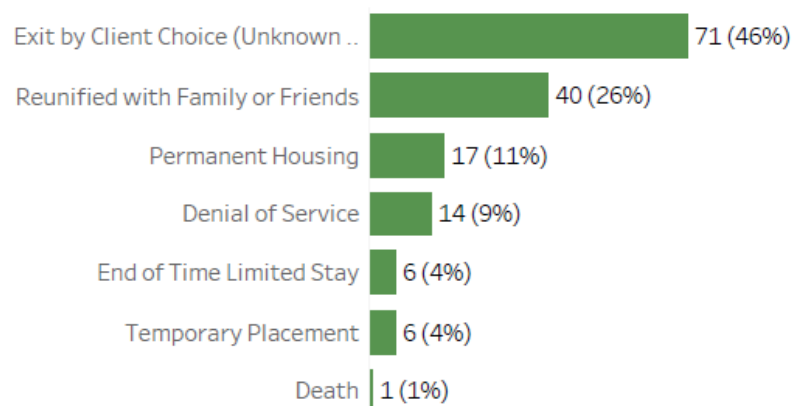
Monthly Exits

Exits by Navigation Center for the previous six months for the reporting period ending 7/31/2018.



Exits by Destination / Reason

Exits occurring within the reporting period of 7/1/2018 to 7/31/2018



Navigation Center

- Mission
- Central Waterfront
- South Van Ness
- Division Circle

Clients Served To Date
since 2015
(Deduplicated)

2,716

Clients Served During
Reporting Period
(Deduplicated)

389

Reporting Period

Start Date
7/1/2018

End Date
7/31/2018



Homeward Bound Summary

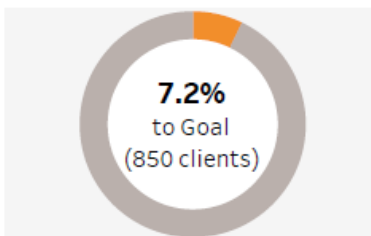
2018 Fiscal Year

DATA thru 7/31/2018

61
Clients Traveled

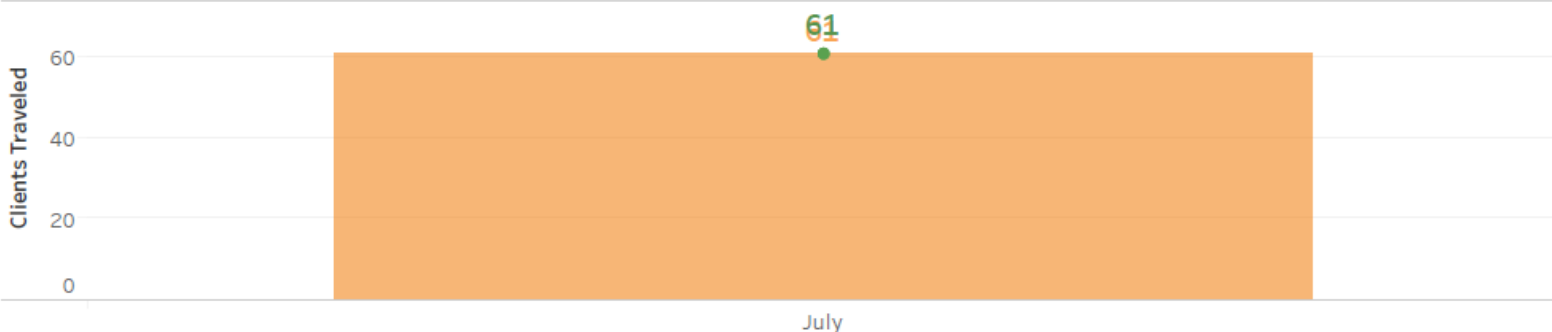
366
Avg # of Days in San Francisco

\$288
Avg Per Person Served



Pace (Clients)	407
Left to Goal (850)	789
Avg Client Served/day	1.6
Avg Client Needed/day	3.6

Cumulative Snapshot

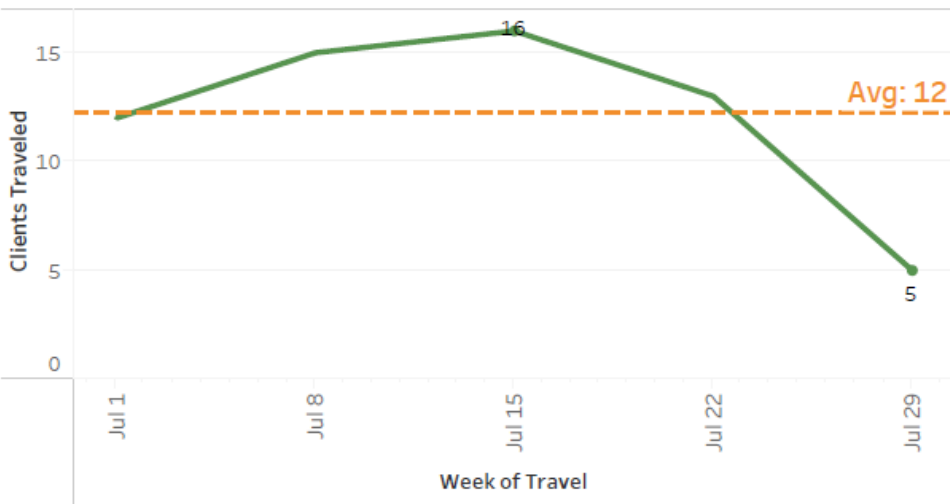


Calendar View
Fiscal Year

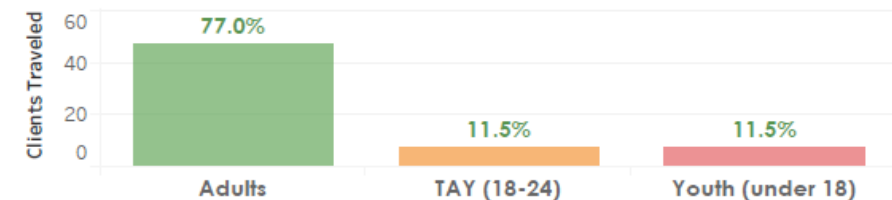
Year
2018

Cumulative # of Exits
Monthly # of Exits

Weekly Review

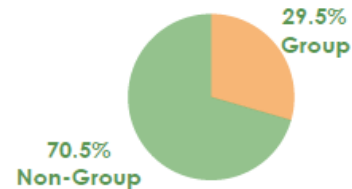


Exits by Population



Group or Non-Group Travel

"Groups" are those traveling to the same receiving contact regardless of age.





Problem Solving

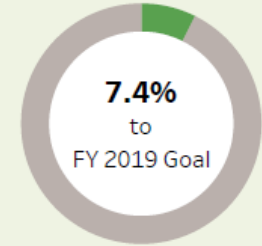
FY 2019 (Data through July 31, 2018)

61

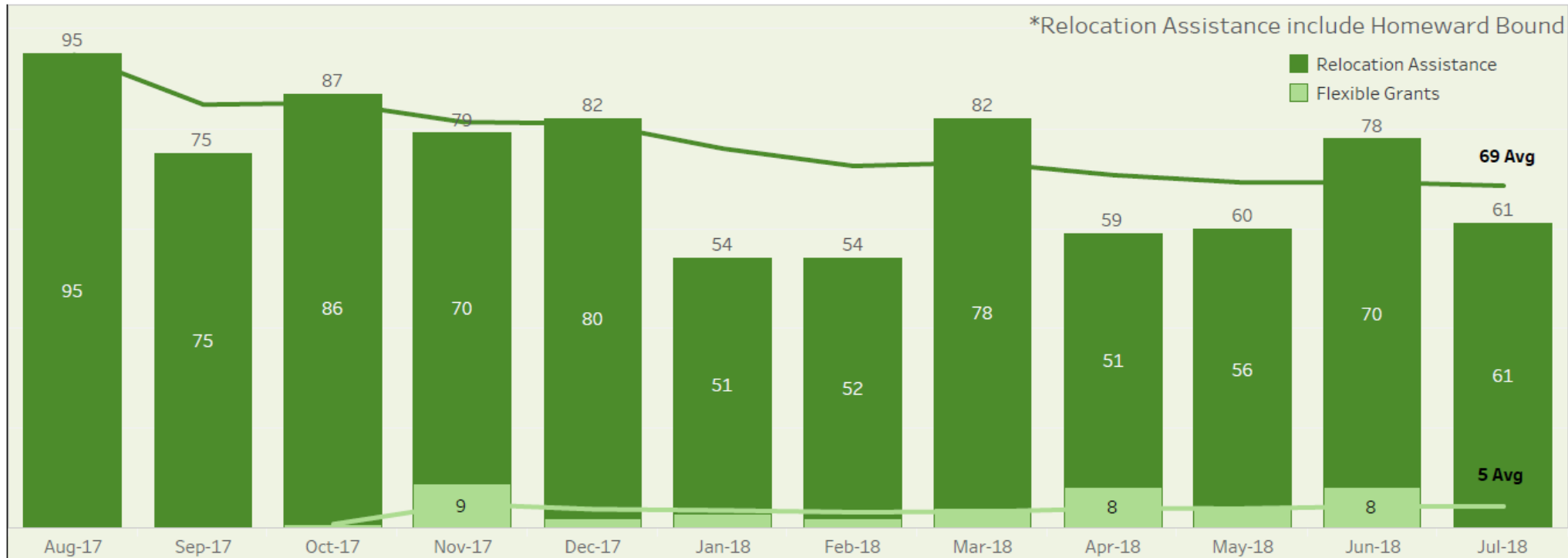
clients served through **Problem Solving** methods

FY 2019 Problem Solving Goal (825)

Problem-Solving



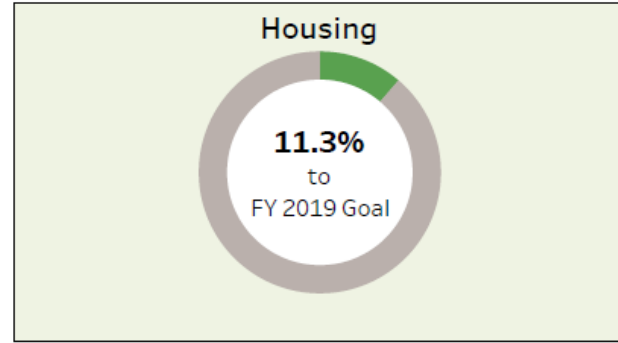
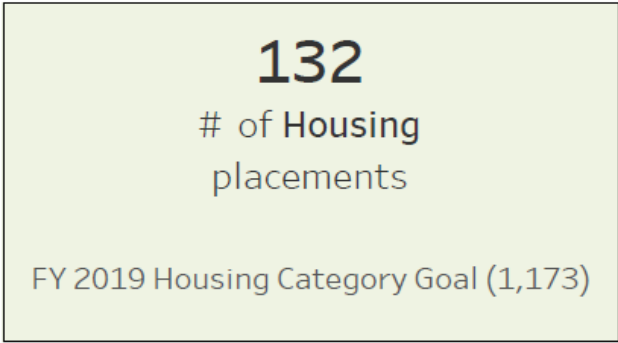
Monthly Exits*



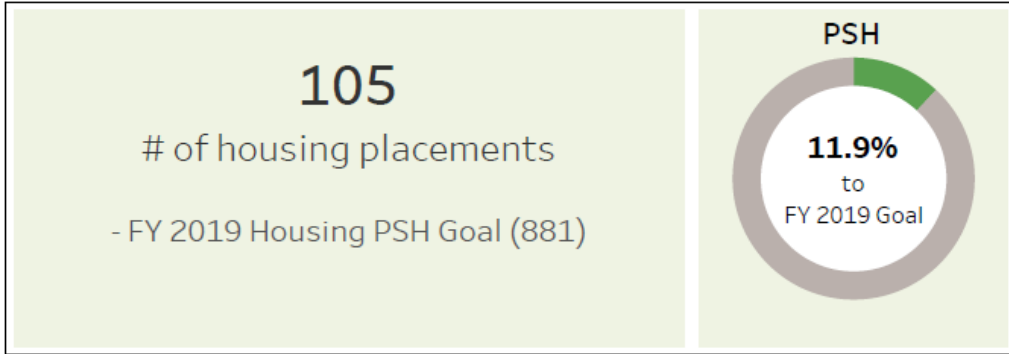


Housing

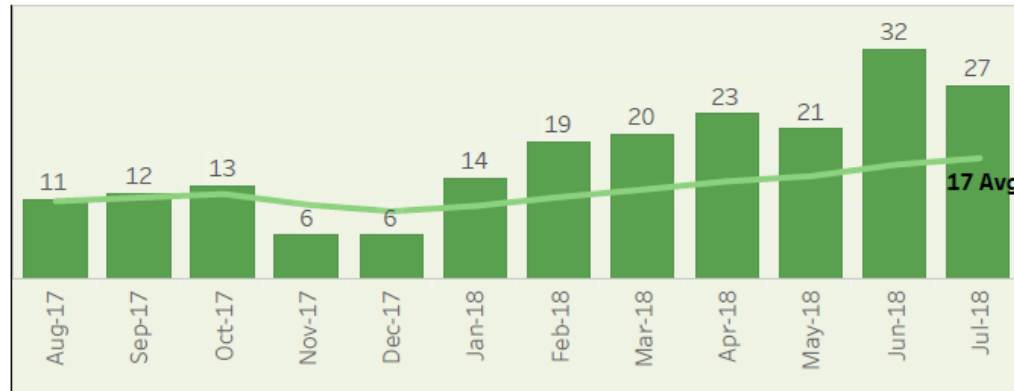
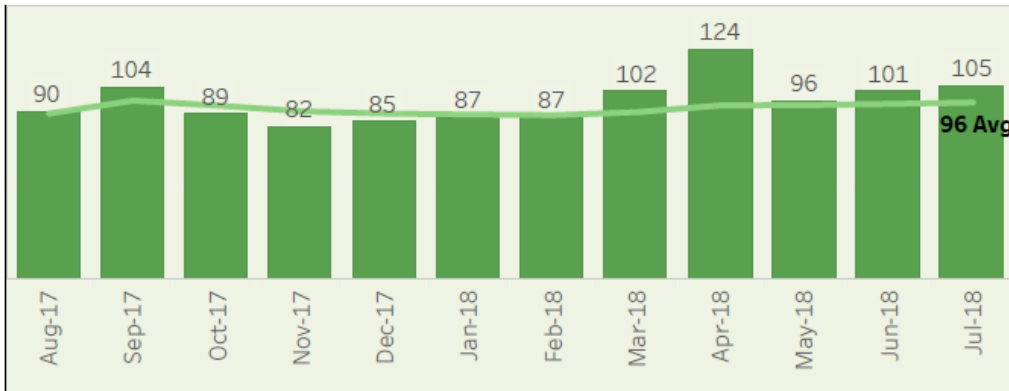
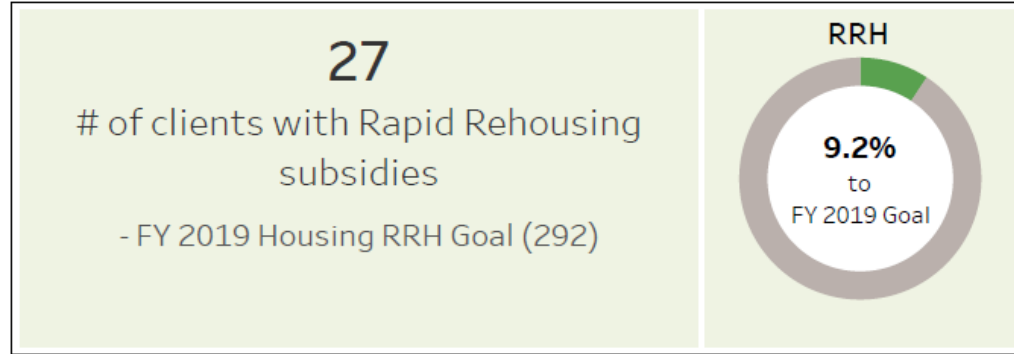
FY 2019 (Data through July 31, 2018)



Permanent Supportive Housing (PSH)



Rapid Rehousing (RRH)





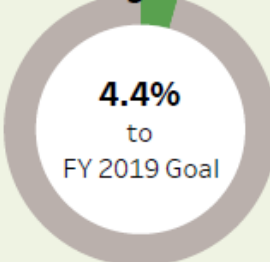
Housing Ladder

FY 2019 (Data through July 31, 2018)

7

of clients served through
Housing Ladder programs

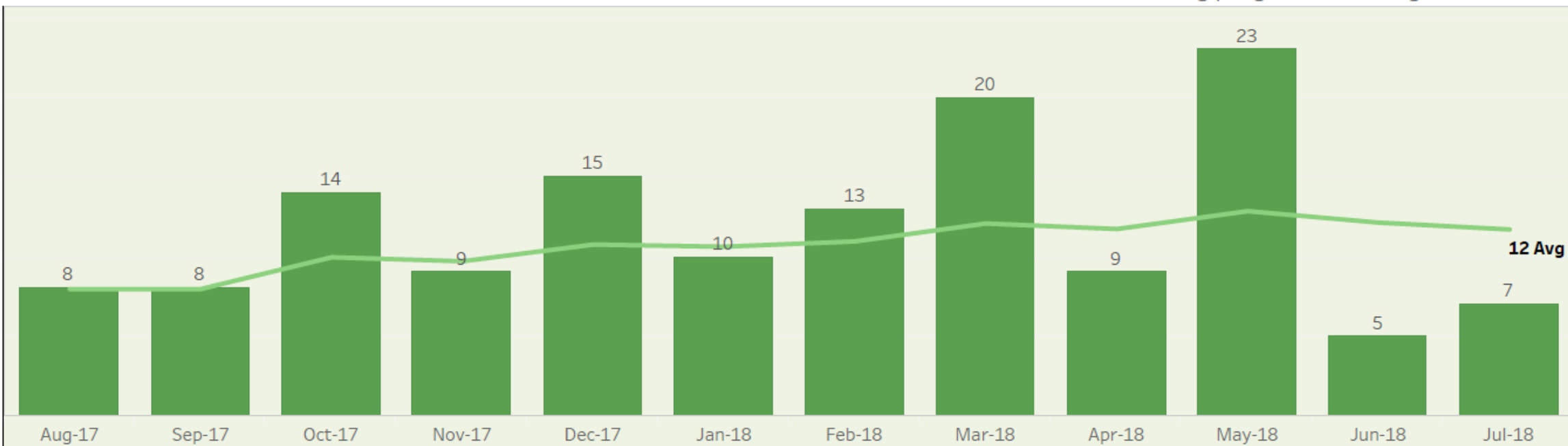
Housing Ladder



FY 2019 Housing Ladder Goal (158)

Monthly Exits*

*Existing program is Moving-On Initiative



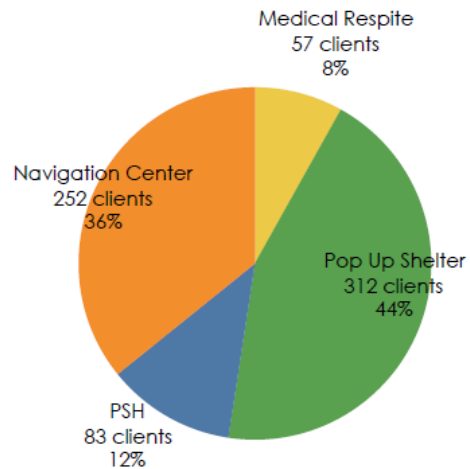


1,000 People Project

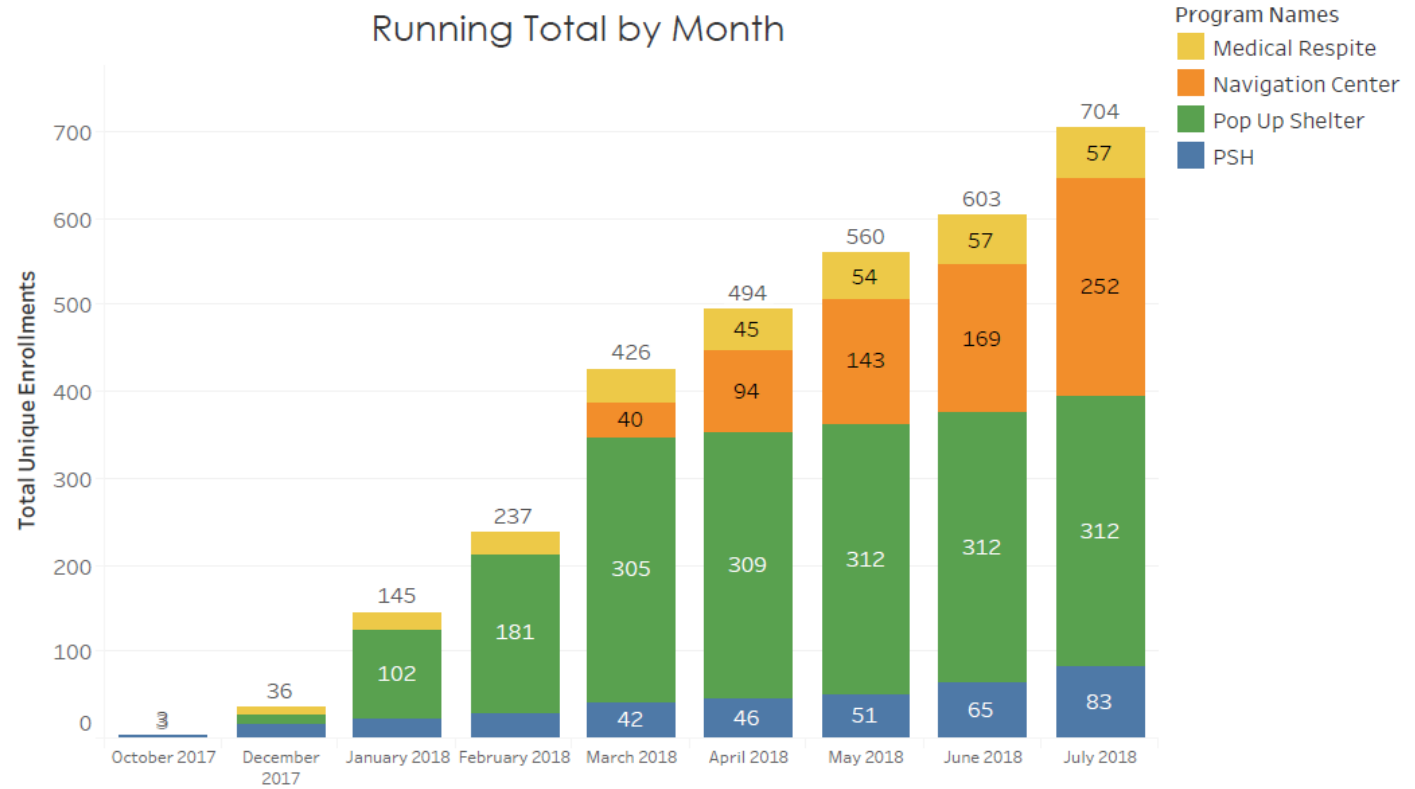
Count through 7/26/18

704 placements

Progress to Goal



Running Total by Month



Upcoming Programs

Type of Building	In Development	Move-in Date	Number of Beds
Navigation Center	125 Bayshore	9/30/2018	128
	5th and Bryant	10/30/2018	84
Permanent Supportive Housing	Flexible Housing Subsidy Pool	8/31/2018	50
Transitional Housing	Jelani House	11/30/2018	17
Grand Total			279

Program Highlights

New Supportive Housing Sites

1036 Mission

- 16 families moved in

626 Mission Bay Blvd. North

- 12 families in the lease up process

Minna Lee

- 22 adults housed and with a total occupancy of 40 units

Auburn

- 4 veteran move ins
- 81% occupancy rate

Coordinated Entry

- Family Coordinated Entry housed *4 families into turnover units*

Strategic Plan Goals

- *Implement performance management systems by Dec 2020*
- *End family homelessness by Dec 2021*
- *Reduce youth homelessness 50% by Dec 2022*
- *Reduce chronic homelessness 50% by Dec 2022*
- *End large, long-term encampments by Sept 2018*
- Complete Coordinated Entry implementation by Dec 2019

Strategic Plan Update

- Implemented Adult Access Point services that will include Problem Solving services and assessments with multiple providers throughout the city.
- Adult Coordinated Entry & Online Navigation Entry System (ONE)-
Launched the **Primary Assessment Blitz**



Policy Update

State Policy Update

- **SB 918 (Homeless Youth Act)**
 - Grant program removed and amendments simply add youth aspect to statewide plan to end homelessness. Waiting floor vote. Likely to pass.
- **AB 2161 (Homeless Integrated Data Warehouse)**
 - Will not be moving forward
- **AB 2162 (Supportive Housing Streamlining Bill)**
 - Awaiting floor vote
- **SB 1045 (Conservatorship)**
 - Awaiting floor vote
- **AB 186 (Safe Injection Sites)**
 - Passed legislature. Waiting Governor's action

Community Relations

- Hayes Valley Neighborhood Association-8/6
- Fix-It Team Lower Polk Agency Walk-8/8
- Japantown CBD-8/8
- Balmy Alley Neighbors- 8/10
- Fix-it Team Showplace Square- 8/14
- Southern Station Community Meeting- 8/15
- East Cut Agency Walk- 8/16
- 430 Turk Street Tenant Meeting- 8/21
- Golden Gate Block Safety Committee- 8/21
- Sunset Neighbors Meeting – 8/23



Department Update

Department Initiatives:

- Launched the Diversity, Equity and Inclusion Committee to build equity within both HSH and the Homelessness Response System.

Department Employment Opportunity:

- 2917 Program Support Analyst: Youth Coordinated Entry Program Manager

Department Hiring:

- Mecca Cannariato hired as the Manager of Street Outreach

LHCB Update

October:

- Youth Advisory Committee
- San Francisco Notice of Funding Availability
- Healthy Streets Operation Center
- HEAP Funding Application