



DEPARTMENT OF
HOMELESSNESS AND
SUPPORTIVE HOUSING

Monthly Report to the Local Homeless Coordinating Board

November 2, 2020



Problem Solving: Homeward Bound



Fiscal Year 2020-2021 (Data thru 9/30/2020)

8

Latest Month Exits

24

FYTD Exits

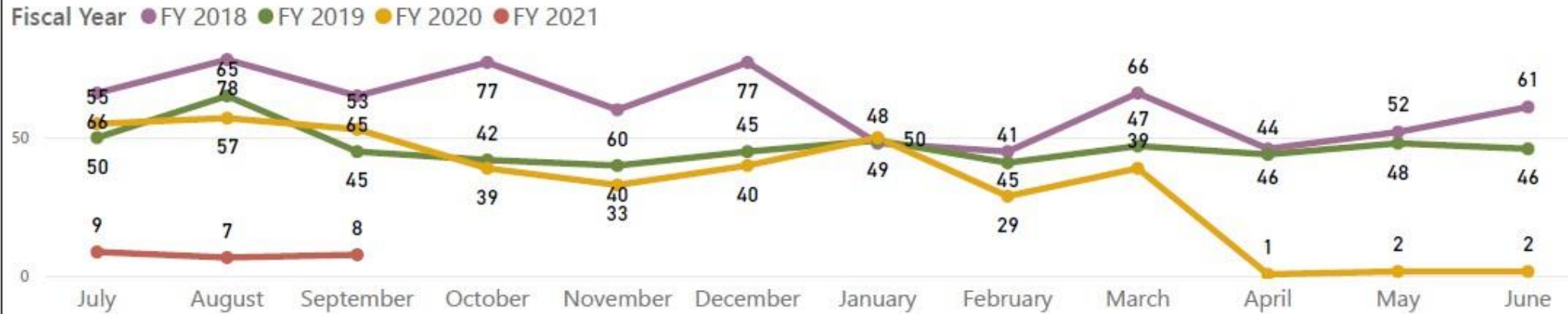
165

Last FYTD Exits

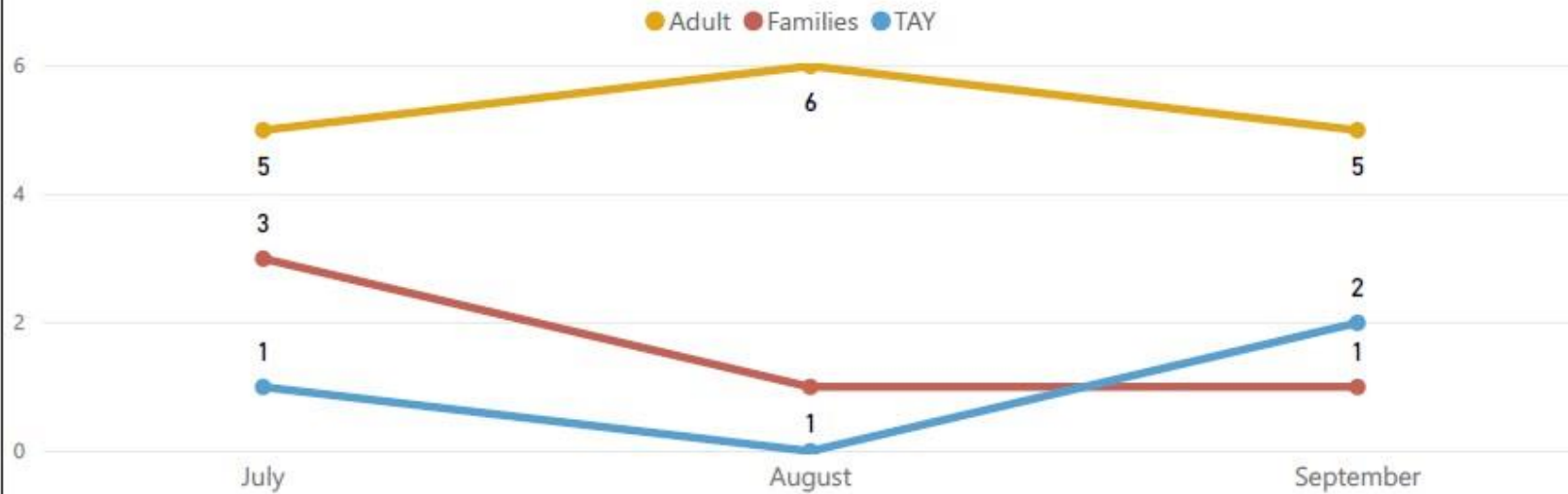
400

Last Year Total

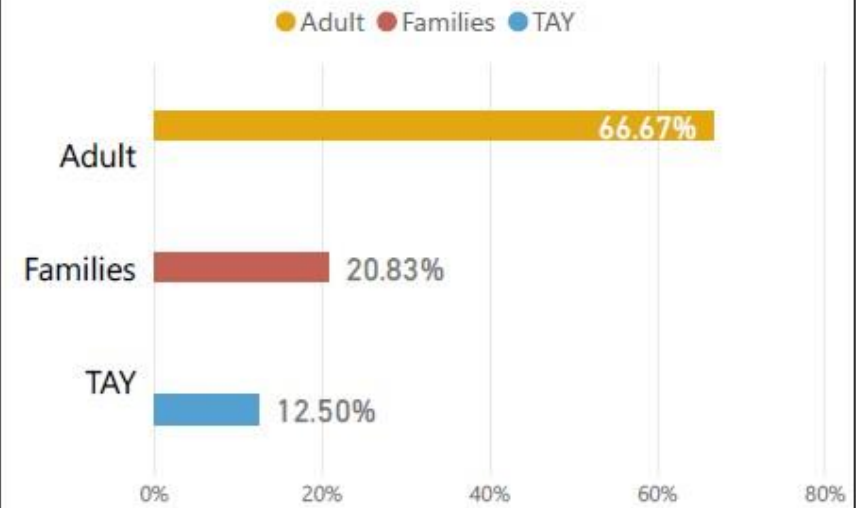
Homeward Bound Placements



Homeward Bound Placements by Population (FY2021)



Population % Breakout (FY2021)





Program Sub-Category

- Select all
- PSH
- Rent Subsidies
- RRH

72

Latest Month Placements

192

FYTD Placements

272

Last FYTD Placements

1,332

Last Year Total

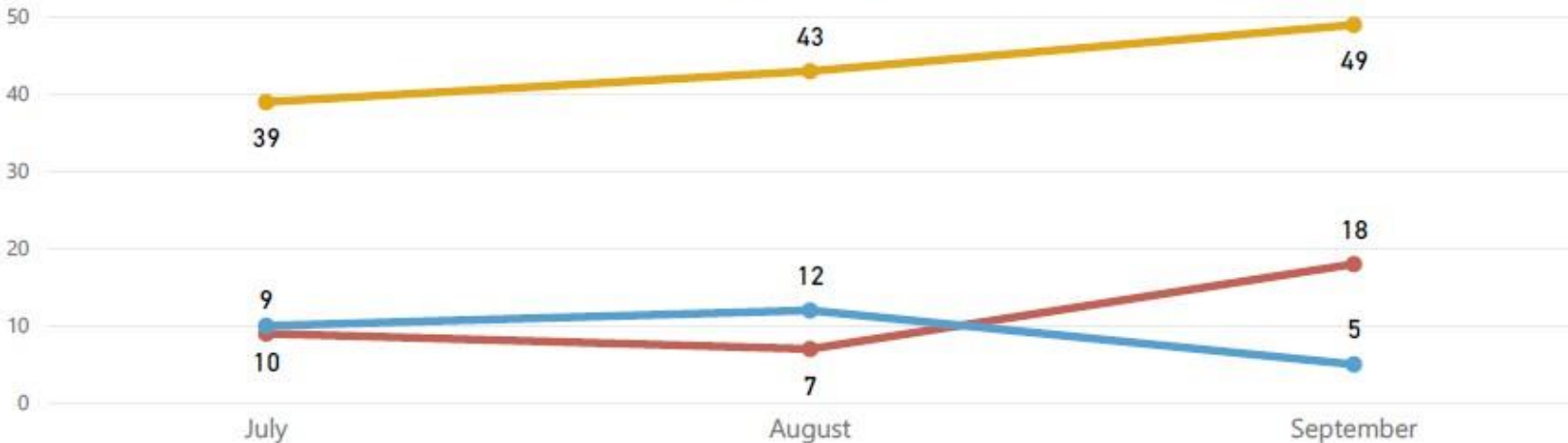
Housing Placements

Fiscal Year ● FY 2018 ● FY 2019 ● FY 2020 ● FY 2021



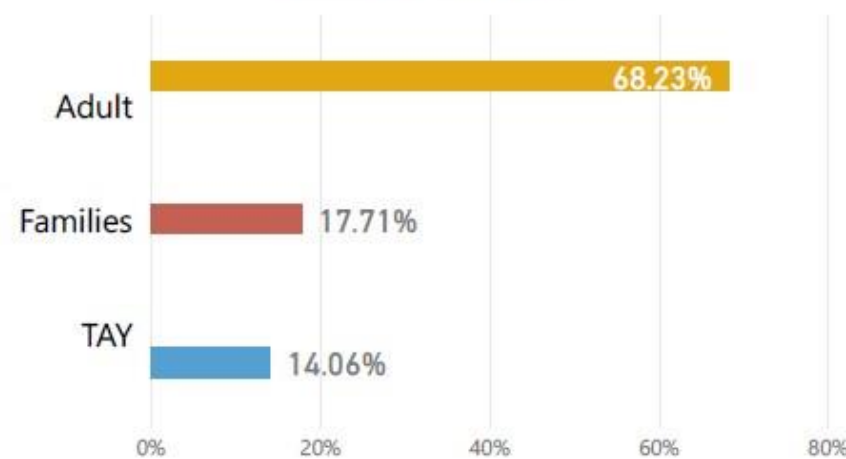
Placements by Population (FY2021)

● Adult ● Families ● TAY



Population % Breakout (FY2021)

● Adult ● Families ● TAY





Housing Ladder

Fiscal Year 2020-2021 (Data thru 9/30/2020)



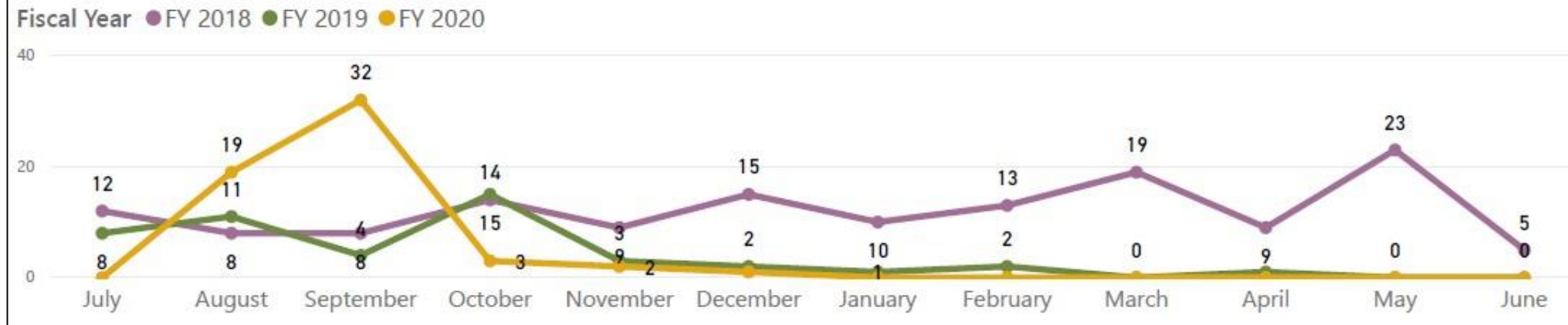
0
Latest Month Placements

0
FYTD Placements

51
Last FYTD Placements

57
Last Year Total

Housing Ladder Placements





Emergency Outreach Encounters

66,561

Total Encounters

90.3%

Success Rate

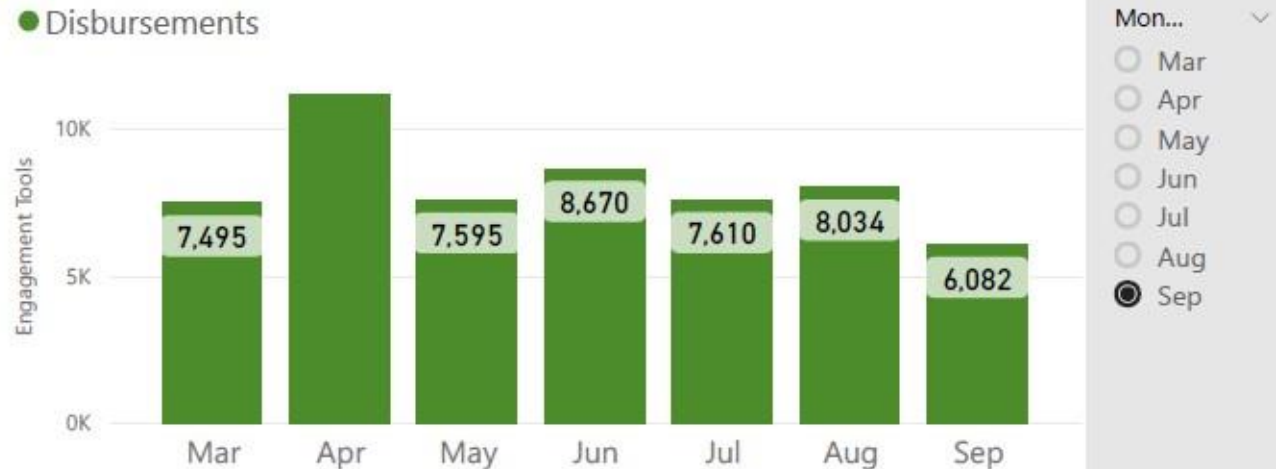


*This page summarizes SFHOT activities conducted under emergency outreach protocol, which may be activated due to disaster response, inclement weather or public health emergencies.

Engagement Tools Provided

56,695

Total Engagement Tools



Top Engagement Tools

| Tool | Count | % of Total |
|------------------------------|-------|------------|
| Water(s) | 2,190 | 40.38% |
| Surgical Face Masks | 1,319 | 24.32% |
| Hand Sanitizer | 1,145 | 21.11% |
| N95 Face Masks | 465 | 8.57% |
| Referral to Medical Provider | 305 | 5.62% |

*List is not exhaustive; totals may not equal 100%.



Coordinated Entry

Fiscal Year 2020-2021 (Data thru 9/30/2020)



622

Latest Month Assessments

1,794

FYTD Assessments

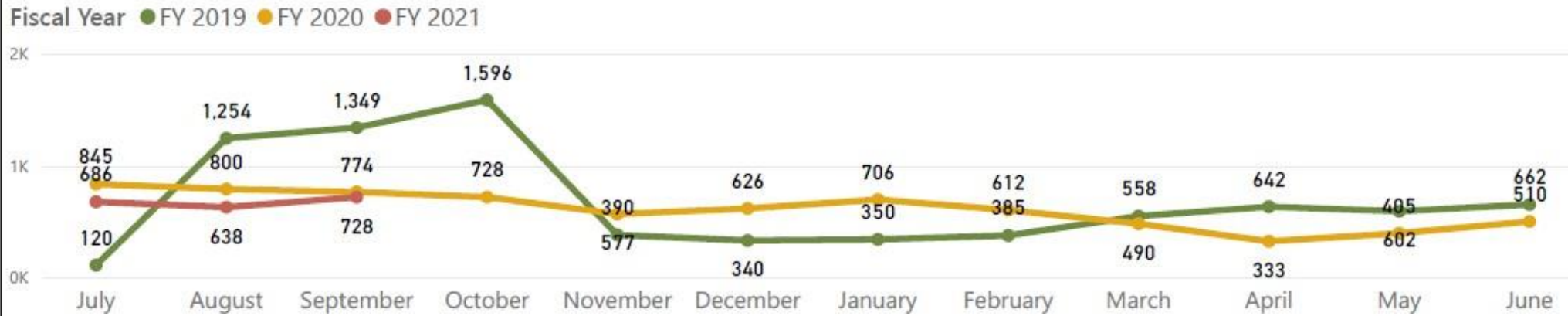
2,419

Last FYTD Assessments

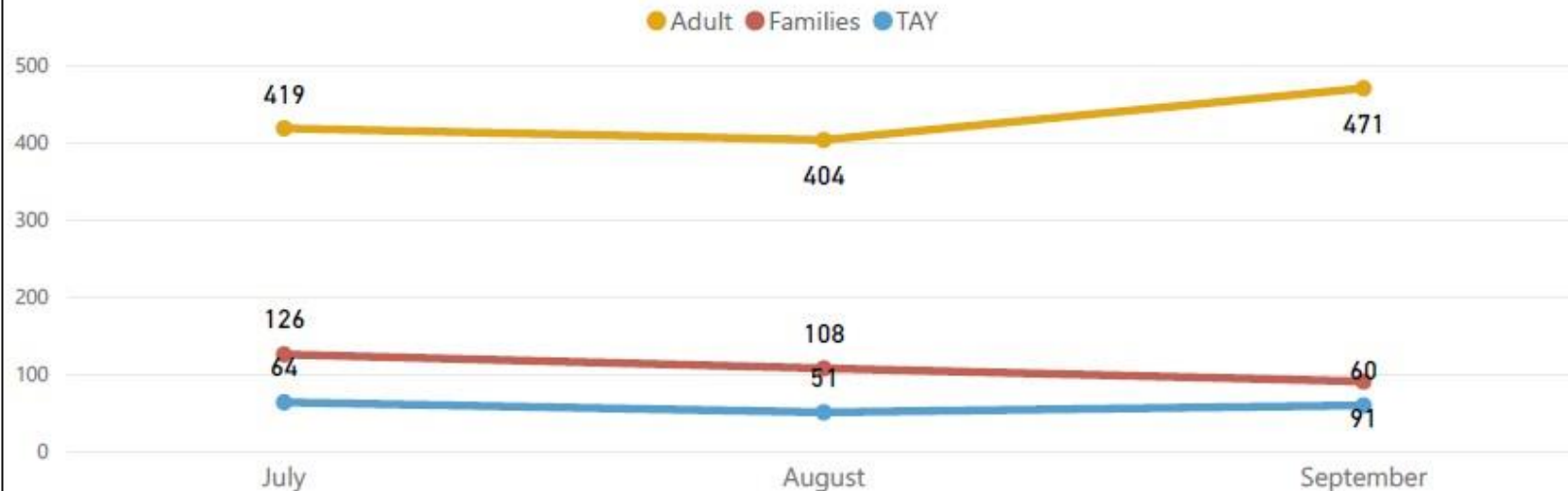
7,406

Last Year Total

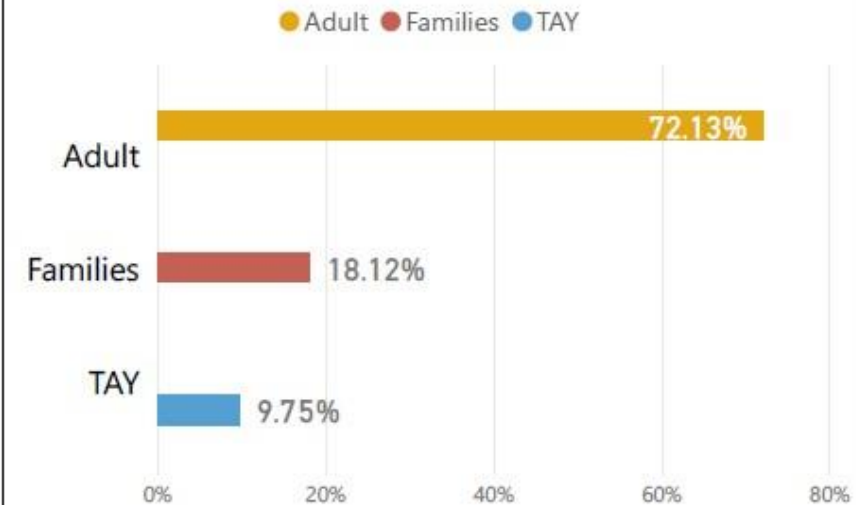
Assessments



Assessments by Population (FY2021)



Population % Breakout (FY2021)



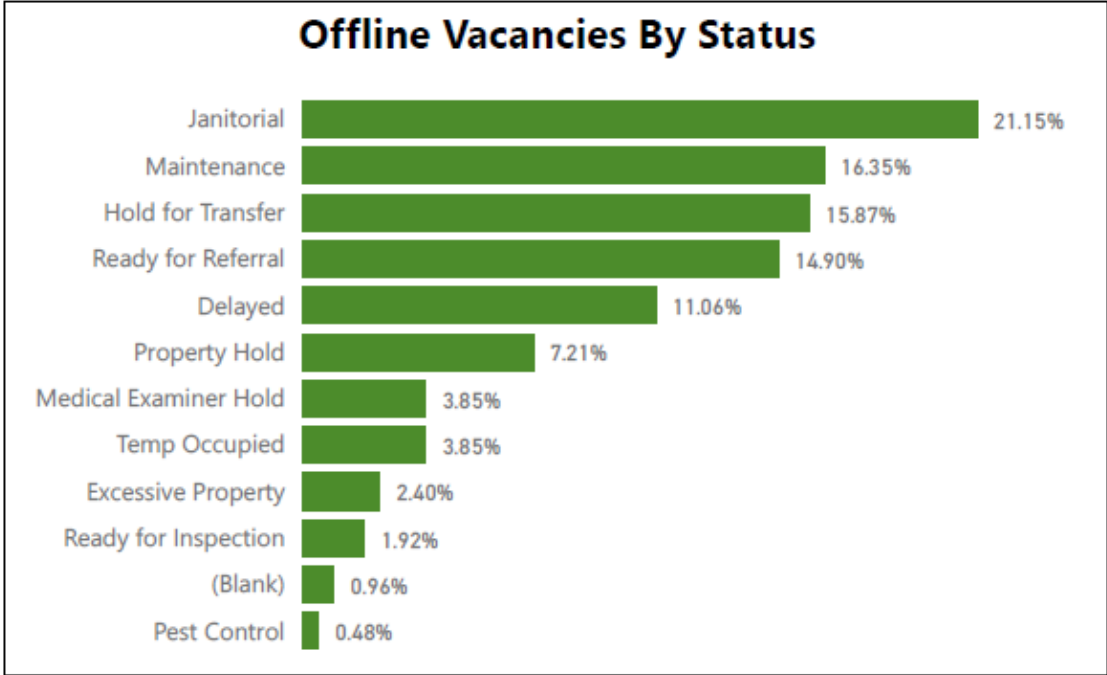
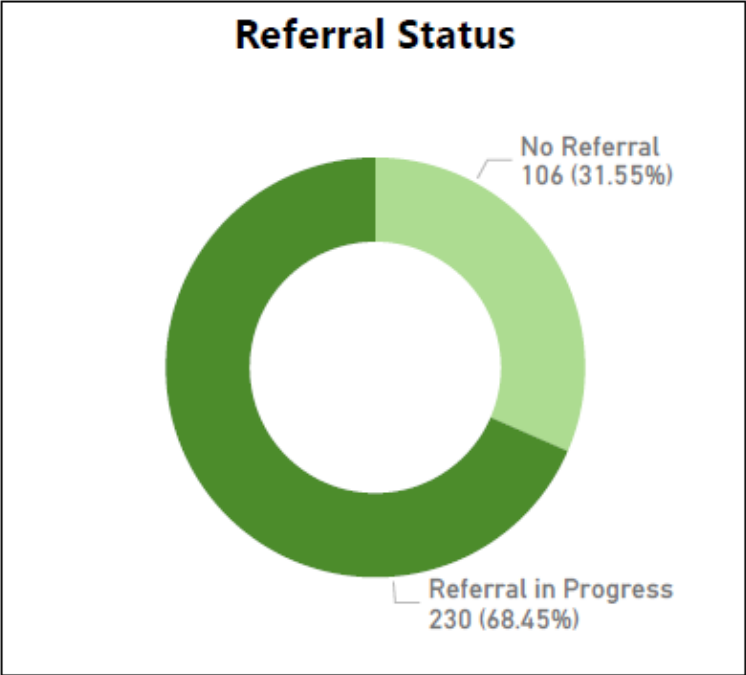


Vacancy Summary Count

Total Vacancies
544

Units Ready for Referral
336

Offline Units
208



Program Highlights

Stay in Place Hotels

SIP Hotels

- 2,103 hotel \ trailer units occupied
- 2,623 hotel \ trailer units active



Program Highlights

SIP Hotel Rehousing Plan

- HSH Problem Solving, Coordinated Entry, and COVID Command Center are launching the Rehousing and Site Demobilization Plan.
- Transition from the emergency response SIP hotel program through a 4-phased SIP Rehousing Plan.
- Phase begins November 2, 2020 and completed by June 30, 2021.
- CBO Providers operating SIPs were notified of their site's phase.
- DPH and HSA are assisting with service connection to medical/behavioral health services and benefits.
- Care Coordinators and Access Points have been trained in RTZ, ONE System, and Problem Solving and currently working with guests at SIP hotels.
- HUD has provided six technical assistance consultants to assist in successfully connecting guests to housing.

Program Highlights

Shelter

COVID Testing in Congregate Shelters

The Human Services Branch of the CCC continues to collaborate with the Health Services Branch - Outbreak Management Group on monthly COVID screening in congregate shelters.



Program Highlights

Shelter

Adult Congregate Capacity

- The adult congregate system currently has capacity of 717 COVID *negative/unknown/recovered* beds.
- 764 beds in the adult congregate system.
- Approaching full occupancy in the *negative/unknown/recovered* adult congregate settings.

TAY Congregate Capacity

- In October, the Lark Inn shelter reopened providing 24 beds for COVID *negative/unknown/recovered* Transitional Aged Youth.

Shelter Repurposing

- The CCC is preparing Next Door Shelter to reopen as a COVID *negative/unknown/recovered* adult congregate site with capacity for 156 guests.

Program Highlights

Housing

San Francisco was awarded an additional \$29.1 million in capital and operating costs from the State's Project Homekey for the purchase of the 130-unit Hotel Diva.

- A PSH collaboration between HSH and ECS.
- Previously, \$45 million in Project Homekey funding was awarded to acquire the 232-room Granada Hotel.

In efforts to maximize CoC resources supporting people transitioning out of SIP hotels, HSH staff is working with HUD TA to:

- Overlease CoC units by adding additional units to projects as a result of program expenditure balances.
- Make administrative changes to improve CoC management.
- Collaborate with housing providers to inventory available units and make housing placements.

Department Updates

Health Worker III

Principal Contract Compliance Analyst

Real Estate Project Manager

Shelters & Navigation Centers Manager

Supervising Contract Analyst

Job Postings: <http://hsh.sfgov.org/overview/jobs/>

Homelessness Services Jobs Portal:
<https://chi.mysmartjobboard.com/>

