



DEPARTMENT OF
HOMELESSNESS AND
SUPPORTIVE HOUSING

Interim Director's Report

Local Homeless Coordinating Board
March 1, 2021



Problem Solving: Homeward Bound



Fiscal Year 2020-2021 (Data thru 1/31/2021)

13

Latest Month Exits

91

FYTD Exits

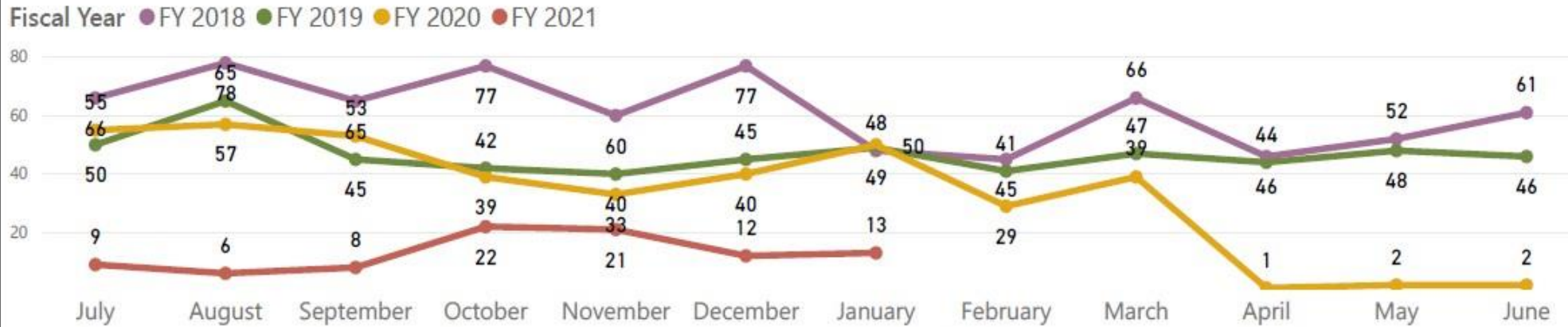
327

Last FYTD Exits

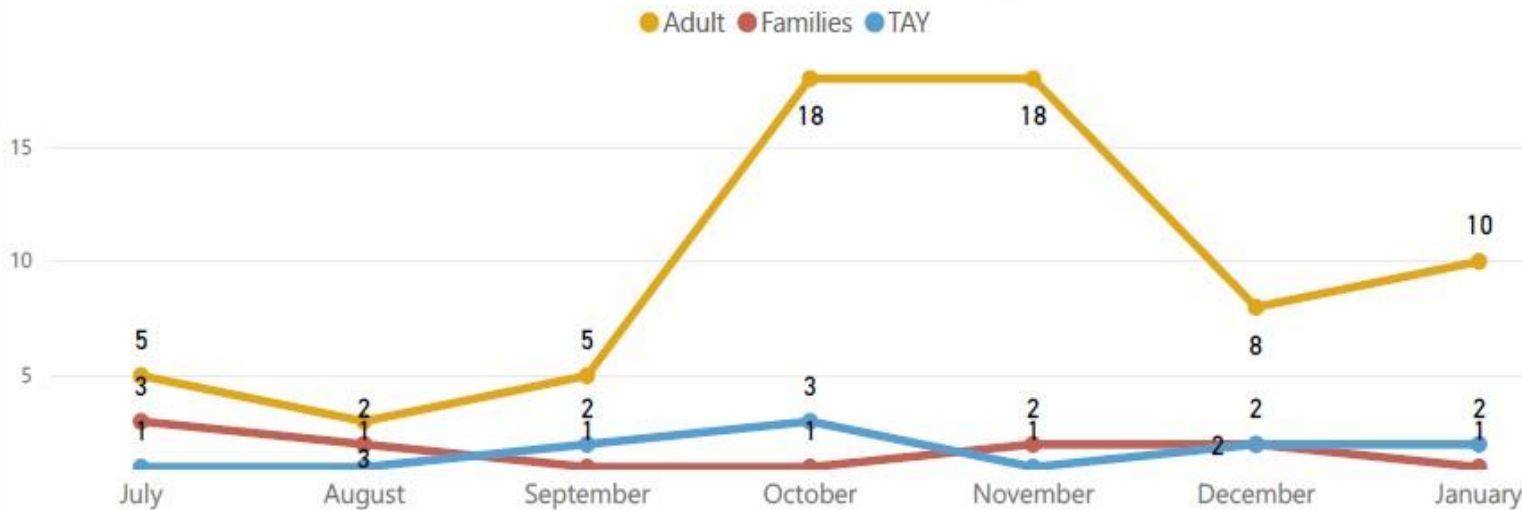
400

Last Year Total

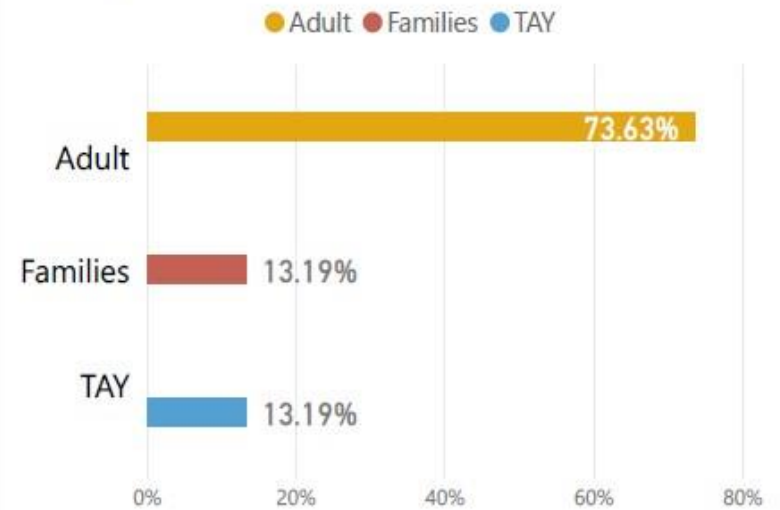
Homeward Bound Placements



Homeward Bound Placements by Population (FY2021)



Population % Breakout (FY2021)





Program Sub-Category

- Select all
- PSH
- Rent Subsidies
- RRH

84

Latest Month Placements

614

FYTD Placements

756

Last FYTD Placements

1,330

Last Year Total

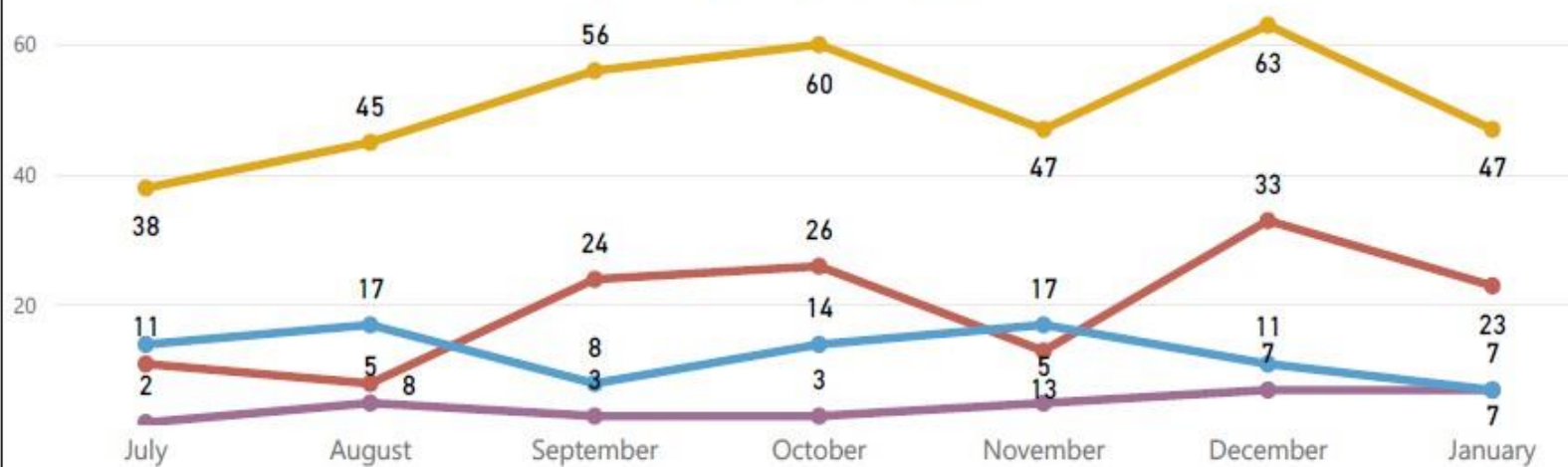
Housing Placements

Fiscal Year ● FY 2018 ● FY 2019 ● FY 2020 ● FY 2021



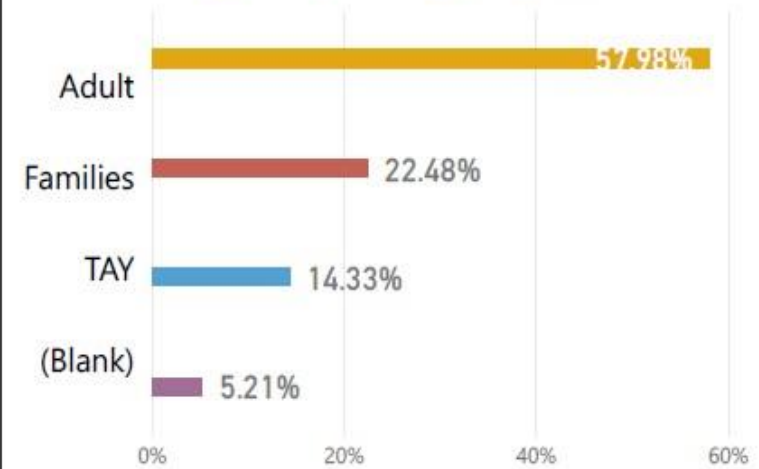
Placements by Population (FY2021)

● (Blank) ● Adult ● Families ● TAY



Population % Breakout (FY2021)

● Adult ● Families ● TAY ● (Blank)





3

Latest Month Placements

23

FYTD Placements

61

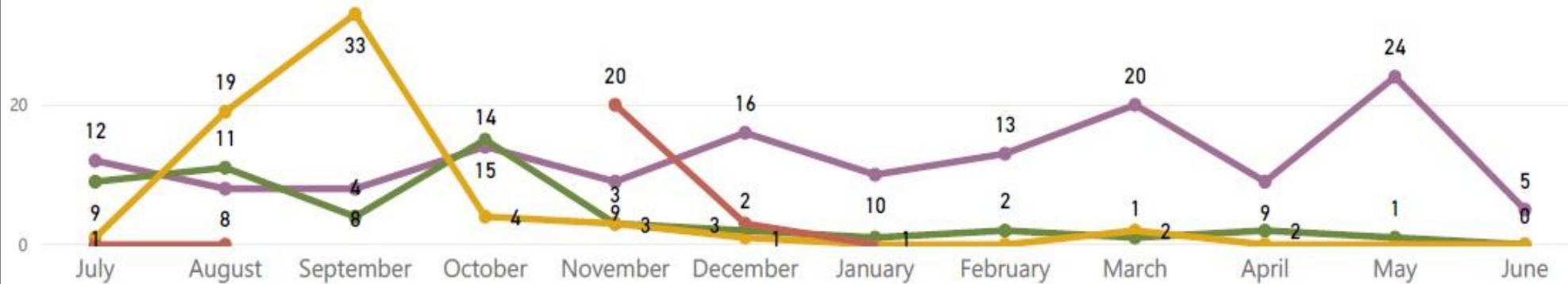
Last FYTD Placements

63

Last Year Total

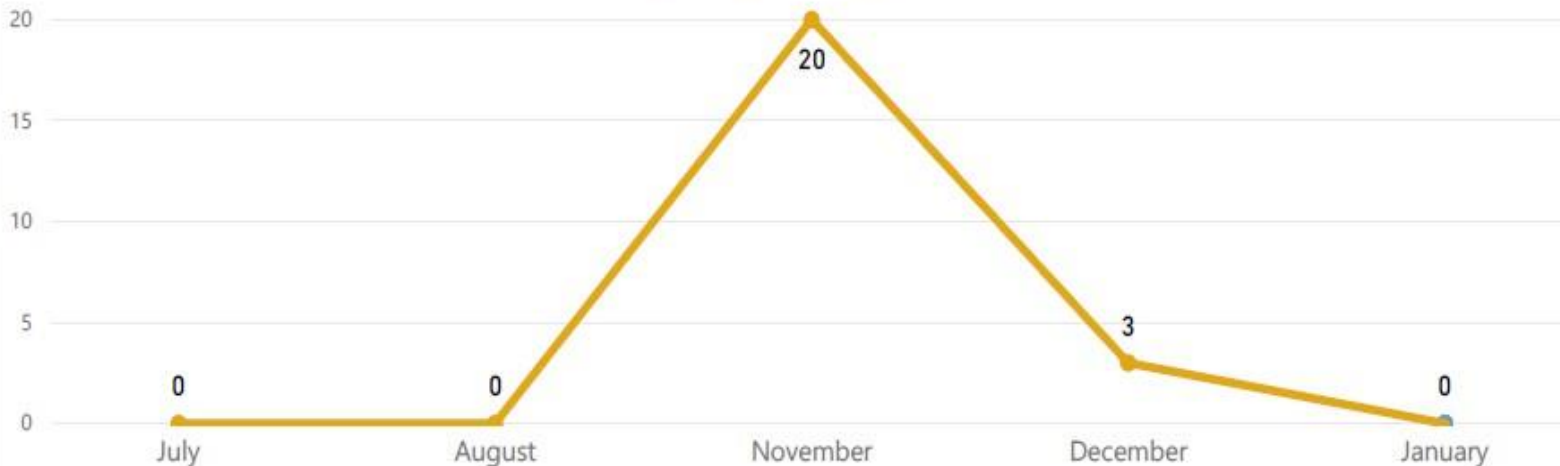
Housing Ladder Placements

Fiscal Year ● FY 2018 ● FY 2019 ● FY 2020 ● FY 2021



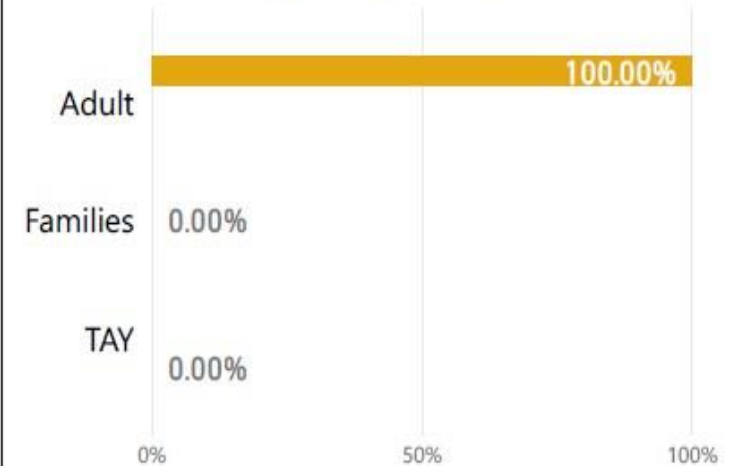
Housing Ladder Placement Population (FY2021)

● Adult ● Families ● TAY



Population % Breakout (FY2021)

● Adult ● Families ● TAY





Emergency Outreach



(Data thru 1/31/2021)

89,223

Total Encounters

90.9%

Success Rate

Emergency Outreach Encounters (Trailing 12 months)



*This page summarizes SFHOT activities conducted under emergency outreach protocol, which may be activated due to disaster response, inclement weather or public health emergencies.

Engagement Tools Provided (Trailing 12 months)



Select Date
2021/Jan

Top Engagement Tools

Tool	Count	% of Total
Surgical Face Masks	1,914	30.23%
Water(s)	1,466	23.15%
Emergency Blankets	967	15.27%
Ponchos	941	14.86%
Hygiene Kit(s)	583	9.21%
Food/Snack(s) Packets	461	7.28%

*List is not exhaustive; totals may not equal 100%.

82,366

Total Engagement Tools



565

Latest Month Assessments

4,408

FYTD Assessments

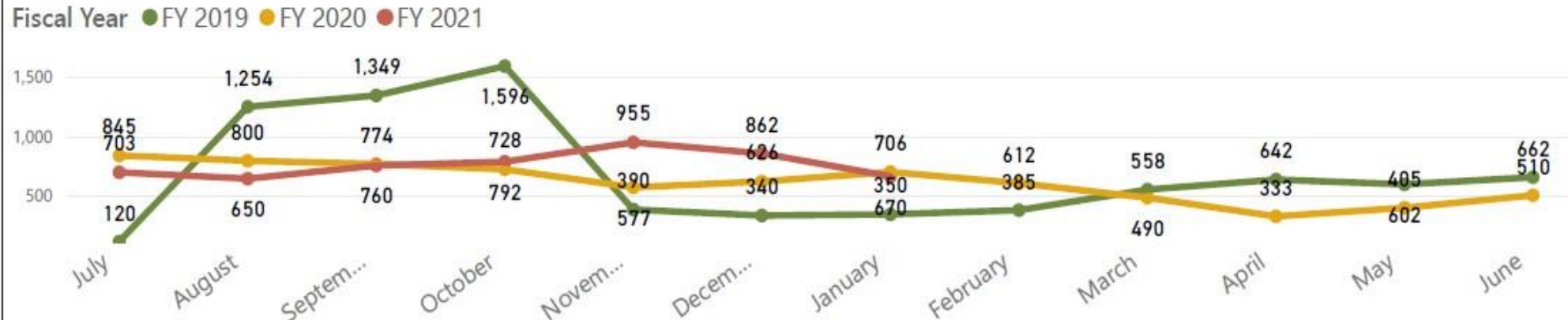
5,056

Last FYTD Assessments

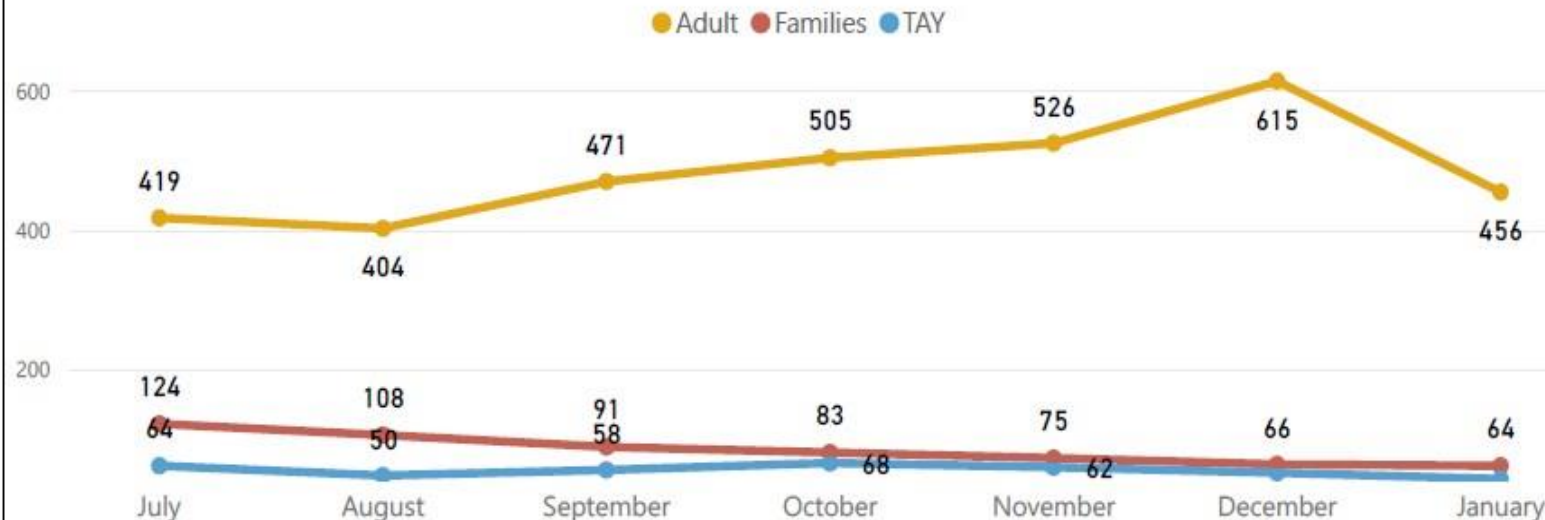
7,406

Last Year Total

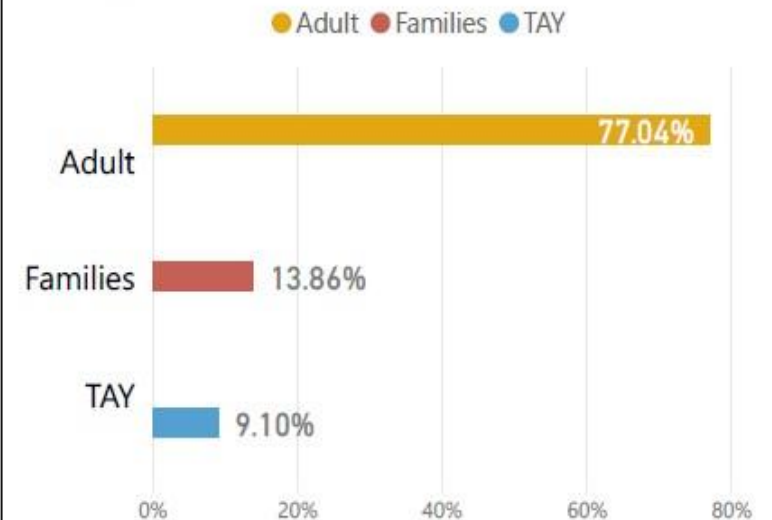
Assessments



Assessments by Population (FY2021)



Population % Breakout (FY2021)



Program Highlights

Shelter

The Bayview SAFE Navigation Center located at 1925 Evans opened on January 25th.

- Operated by Bayview Hunters Point Foundation for Community Improvement.
- During COVID, will serve 116 adults experiencing homelessness.

The Lower Polk TAY Navigation Center located at 888 Post opened on February 10th.

- Operated by 3rd Street Youth and Clinic and Success Centers.
- During COVID, will serve 43 TAY experiencing homelessness.

Program Highlights

Shelter

In partnership with CCC, DPH, and UCSF, HSH is implementing a rapid COVID-19 testing pilot in congregate shelters.

- 6-week pilot program.
- Testing of guests and staff at 4 shelters.
- New sites added each week.
- DPH will continue testing after pilot ends.

St. Mary's Winter Shelter closed on February 28th.

- ECS and HSH ensured clients were linked to coordinated entry and case management services.
- SIP-eligible individuals were identified and offered referrals to SIP hotels.

Program Highlights

Outreach- SFHOT

Facilitating placements at the Bayview SAFE and Lower Polk TAY Navigation Centers.

Encouraging utilization of SIP hotels and congregate shelters by individuals with active placements.



Program Highlights

Problem Solving/Prevention

Collaborating with other counties in All Home Program workgroup.

- Building a regional network and approach to homelessness prevention.
- Goal to create equitable outcomes using a standard prioritization method.

Coordinated Entry

CE is guiding the assessment and placement of SIP hotel guests.

HSH and CE are continuing communication of Pandemic Prioritization to guests and stakeholders.

Program Highlights

Housing

Granada Hotel acquired with Project HomeKey funding.

- Capacity for 214 households (including 18 double rooms for couples).
- 50% occupancy by end of February.

HSH is working with providers to increase the Flexible Housing Pool.

- Flexible Housing Pool increasing by 300.
- Rapid Rehousing Pool increasing by 125.
- Further expansion pending

Upcoming Meetings

Coordinated Entry Committee

March 9, 2021

[Virtual Meeting](#)

10:00am-11:00am

CoC Funding Committee II

March 18, 2021

[Virtual Meeting](#)

1:00pm-3:00pm

Department Updates

HSH is hiring quickly!

Check the website frequently for updates

Job Postings:

<http://hsh.sfgov.org/overview/jobs/>

